



www.savi.org

Tables

[Tables Overview](#)

[How to Create a Table](#)

[How to Filter or Sort a Table](#)

[How to Save a Table](#)

[How to Print a Table](#)

[How to Download a Table](#)

[How do I View Details About the Data?](#)

Tables Overview

- Tables allow you to view your data in the form of a list, and compare multiple data items and years for any single reporting level. Tables can be filtered and sorted as well as downloaded directly to Microsoft Excel. SAVI also provides Registered Users with the option to save a table once it has been created.

2008 Total Population People

Table About The Data

Clear Filters Print Save Download

County	County ID	2008 Total Population People	Margin Of Error: 2008 Total Population People
Hamilton County	18057	269,785	+/- 0.0
Hancock County	18059	67,282	+/- 0.0
Hendricks County	18063	137,240	+/- 0.0
Johnson County	18081	139,158	+/- 0.0
Madison County	18095	131,501	+/- 0.0
Marion County	18097	880,380	+/- 0.0
Morgan County	18109	70,668	+/- 0.0

How to Create a Table

- From the SAVI homepage, click the **USE SAVI** tab.

SAVI

LATEST ON SAVI LEARN ABOUT SAVI SEE SAVI RESULTS HOW TO USE SAVI USE SAVI ONLINE RESOURCES

REGISTRATION IS NOW OPEN!

The conference will be held on October 1-2 on the campus of Indiana University-Purdue University Indianapolis (IUPUI).

Indiana Nonprofit Summit

Building Capacity to Meet Human Needs

DISCOVER MORE ON: *What's trending in your community* USE SAVI LEARN MORE

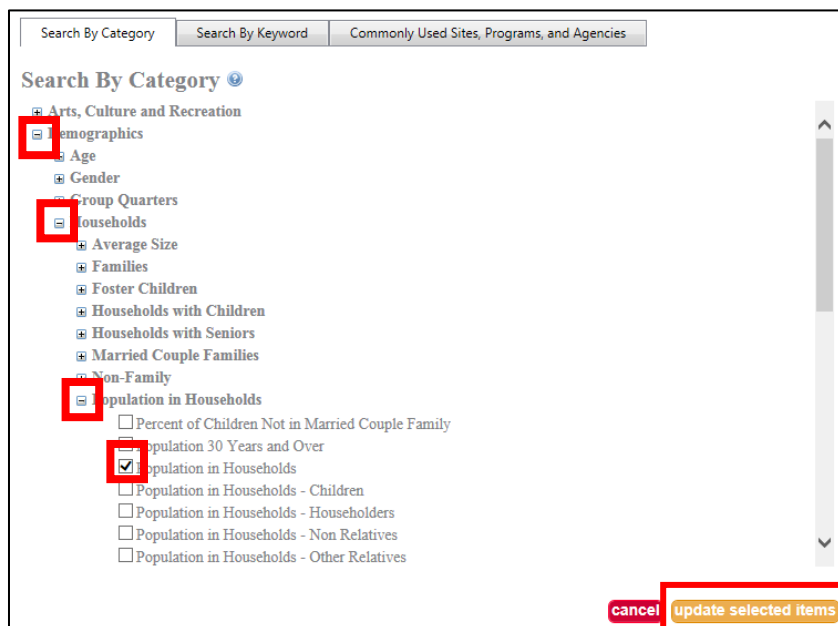
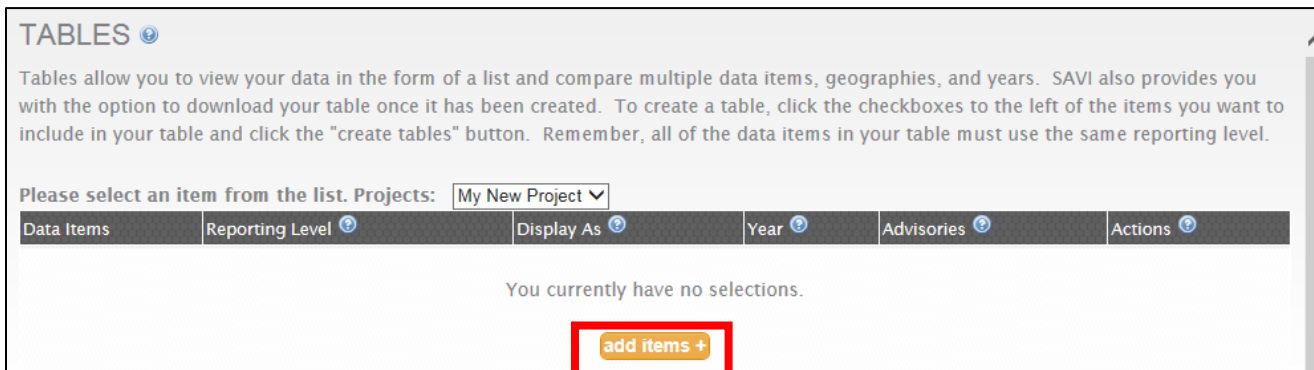
savi@iupui.edu
317.278.9212

Tables

- Next, click the TABLES tab.



- If you do not have any data items displaying on your Tables page, add the desired data items by clicking the **add items+** button. For step-by-step instructions on how to add data items please see the Select Data tutorial.





www.savi.org

Tables

- After adding the desired data, select a reporting level, display, and a reporting year, then click the check box next to the data item's name and click **create tables**.

TABLES

Tables allow you to view your data in the form of a list and compare multiple data items, geographies, and years. SAVI also provides you with the option to download your table once it has been created. To create a table, click the checkboxes to the left of the items you want to include in your table and click the "create tables" button. Remember, all of the data items in your table must use the same reporting level.

Please select an item from the list. Projects: My New Project

Data Items	Reporting Level	Display As	Year	Advisories	Actions
<input checked="" type="checkbox"/> Population in Households	Counties	People	2010		COPY DELETE

MY DATA

Icon	Community Name	Shared	Created	Modified	Actions
create tables					

- Your table will appear.

2010 Average Family Size - People by Counties

Table About The Data

Clear Filters Print Save Download

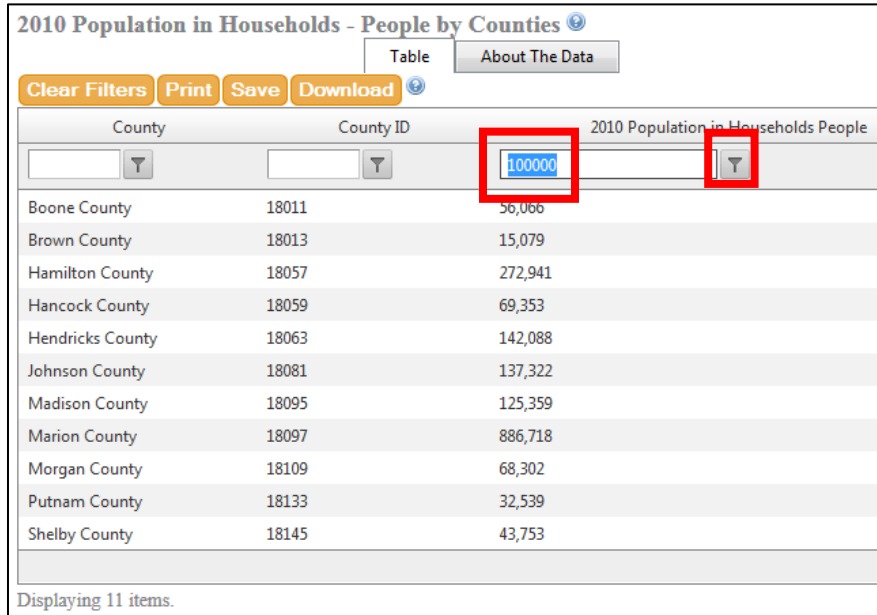
County	County ID	2010 Average Family Size People
Boone County	18011	3.12
Brown County	18013	2.85
Hamilton County	18057	3.19
Hancock County	18059	3.03
Hendricks County	18063	3.12
Johnson County	18081	3.09
Madison County	18095	2.93
Marion County	18097	3.08
Morgan County	18109	3.04
Putnam County	18133	2.96
Shelby County	18145	2.98

Displaying 11 items.

Tables

How to Filter or Sort a Table

- To Filter a Table by a numerical value
 - Type a filter parameter into the box above the column, for example 100000 into the total population filter
 - Click the Filter Icon next to the box



2010 Population in Households - People by Counties

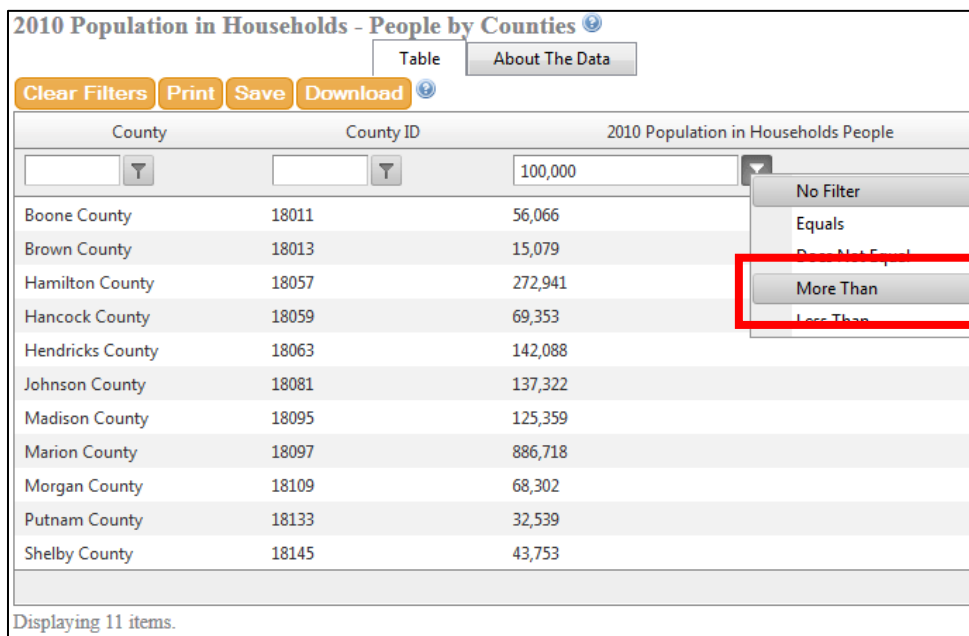
Table About The Data

Clear Filters Print Save Download

County	County ID	2010 Population in Households People
<input type="text"/>	<input type="text"/>	<input type="text" value="100000"/>
Boone County	18011	56,066
Brown County	18013	15,079
Hamilton County	18057	272,941
Hancock County	18059	69,353
Hendricks County	18063	142,088
Johnson County	18081	137,322
Madison County	18095	125,359
Marion County	18097	886,718
Morgan County	18109	68,302
Putnam County	18133	32,539
Shelby County	18145	43,753

Displaying 11 items.

- Click a filtering option from the menu, more than, for example



2010 Population in Households - People by Counties

Table About The Data

Clear Filters Print Save Download

County	County ID	2010 Population in Households People
<input type="text"/>	<input type="text"/>	<input type="text" value="100,000"/>
Boone County	18011	56,066
Brown County	18013	15,079
Hamilton County	18057	272,941
Hancock County	18059	69,353
Hendricks County	18063	142,088
Johnson County	18081	137,322
Madison County	18095	125,359
Marion County	18097	886,718
Morgan County	18109	68,302
Putnam County	18133	32,539
Shelby County	18145	43,753

Displaying 11 items.

Tables

- This will filter the table to display data for counties that have total population in households greater than 100,000

2010 Population in Households - People by Counties

Table About The Data

Clear Filters Print Save Download

County	County ID	2010 Population in Households People
<input type="text"/>	<input type="text"/>	100,000 <input type="text"/>
Hamilton County	18057	272,941
Hendricks County	18063	142,088
Johnson County	18081	137,322
Madison County	18095	125,359
Marion County	18097	886,718

- To remove a filter, click the filter icon, and select No Filter

2010 Population in Households - People by Counties

Table About The Data

Clear Filters Print Save Download

County	County ID	2010 Population in Households People
<input type="text"/>	<input type="text"/>	100,000 <input type="text"/>
Hamilton County	18057	272,941
Hendricks County	18063	142,088
Johnson County	18081	137,322
Madison County	18095	125,359
Marion County	18097	886,718

Filter dropdown menu options: No Filter, Equals, Does Not Equal, More Than, Less Than

- To filter a Table by text
 - Type a filter parameter into the box above the column, for example "ha".

2010 Population in Households - People by Counties

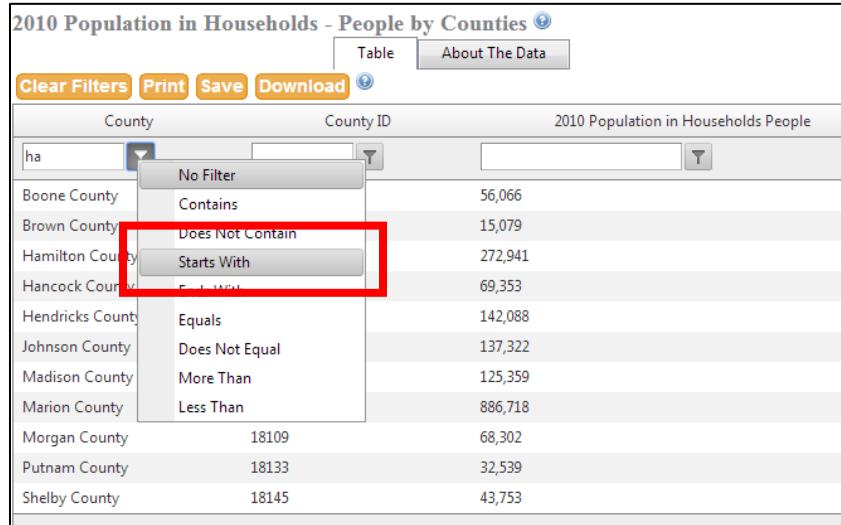
Table About The Data

Clear Filters Print Save Download

County	County ID	2010 Population in Households People
<input type="text" value="ha"/>	<input type="text"/>	<input type="text"/>
Boone County	18011	56,066
Brown County	18013	15,079
Hamilton County	18057	272,941
Hancock County	18059	69,353
Hendricks County	18063	142,088
Johnson County	18081	137,322

Tables

- Click the filter icon and choose a type of filter, for example, Starts With.



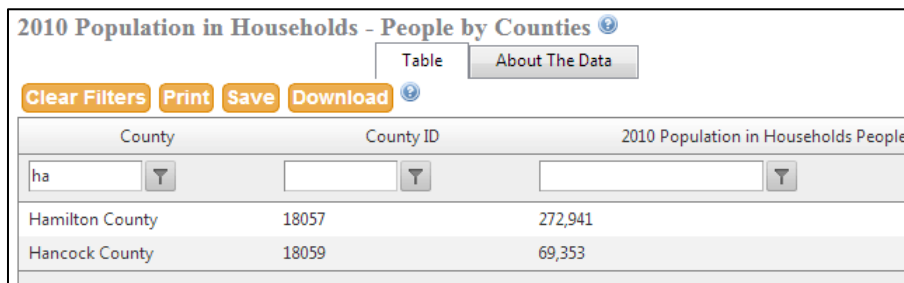
2010 Population in Households - People by Counties

Table About The Data

Clear Filters Print Save Download

County	County ID	2010 Population in Households People
Boone County		56,066
Brown County		15,079
Hamilton County		272,941
Hancock County		69,353
Hendricks County		142,088
Johnson County		137,322
Madison County		125,359
Marion County		886,718
Morgan County	18109	68,302
Putnam County	18133	32,539
Shelby County	18145	43,753

- The table will be filtered to only display records that begin with "ha".



2010 Population in Households - People by Counties

Table About The Data

Clear Filters Print Save Download

County	County ID	2010 Population in Households People
Hamilton County	18057	272,941
Hancock County	18059	69,353

- Click the **Clear Filters** button to remove all filters.
- To Sort a Table
 - Click on a column name to sort by that column in ascending order, we have clicked the Total Population column



2008 Total Population People

Table About The Data

Clear Filters Print Save Download

County	County ID	2008 Total Population People	Margin Of Error: 2008 Total Population People
Hancock County	18059	67,282	+/- 0.0
Morgan County	18109	70,668	+/- 0.0
Madison County	18095	131,501	+/- 0.0



www.savi.org

Tables

- Click on a column name again to sort by that column in descending order, we have clicked the Total Population column

2008 Total Population People

Table About The Data

Clear Filters Print Save Download

County	County ID	2008 Total Population People	Margin Of Error: 2008 Total Population People
Marion County	18097	880,380	+/- 0.0
Hamilton County	18057	269,785	+/- 0.0
Johnson County	18081	139,158	+/- 0.0
Hendricks County	18063	137,240	+/- 0.0
Madison County	18095	131,501	+/- 0.0
Morgan County	18109	70,668	+/- 0.0
Hancock County	18059	67,282	+/- 0.0

How to Save a Table

- To save a table, click the **save** button above the table. (Note: You must be logged in as a SAVI Registered User to save a table)

2008 Total Population People

Table About The Data

Clear Filters Print **Save** Download

County	County ID	2008 Total Population People	Margin Of Error: 2008 Total Population People
Hamilton County	18057	269,785	+/- 0.0
Hancock County	18059	67,282	+/- 0.0
Hendricks County	18063	137,240	+/- 0.0
Johnson County	18081	139,158	+/- 0.0
Madison County	18095	131,501	+/- 0.0
Marion County	18097	880,380	+/- 0.0
Morgan County	18109	70,668	+/- 0.0

Tables

- A Save Table dialogue window will open.
- Select a project and an item to overwrite if desired. Type a title and description for your table.
- Click the **save** button.



Save Table

Project: Population Project

Overwrite item: --Create A New Item--

Title: Total Population Table

Description: People by County

Save **Cancel**

- The table will be saved to your current project.

How to Print a Table

- To print a table, click the **print** button above the table.

2008 Total Population People

Table About The Data

Clear Filters **Print** Save Download

County	County ID	2008 Total Population People	Margin Of Error: 2008 Total Population People
Hamilton County	18057	269,785	+/- 0.0
Hancock County	18059	67,282	+/- 0.0
Hendricks County	18063	137,240	+/- 0.0
Johnson County	18081	139,158	+/- 0.0
Madison County	18095	131,501	+/- 0.0
Marion County	18097	880,380	+/- 0.0
Morgan County	18109	70,668	+/- 0.0



www.savi.org

Tables

- A printable version of your table will appear in a pop-up window with the print dialogue already displayed.
- Select your personal printer options and click print.
 - **Note: the printing process may differ depending on your browser or operating system. If the print dialogue does not automatically display, click File then click print. If the File menu is not visible, press the **Ctrl + P** keys to display the print dialogue.**

Go To [SAVI.org](#) SHARE

2008 Total Population - People by Counties

County	County ID	2008 Total Population People	Margin Of Error- 2008 Total Population People
Hamilton County	18057	269785	+/- .000
Hancock County	18059	67282	+/- .000
Hendricks County	18063	137240	+/- .000
Johnson County	18081	139158	+/- .000
Madison County	18095	131501	+/- .000
Marion County	18097	880380	+/- .000
Morgan County	18109	70668	+/- .000

SAVI Community Information System

Data Sources
This map was created using SAVI-Interactive, www.savi.org. The raw data were collected from the following organizations.

Data Item	Year	Data Source
Total Population (People) Reporting by Counties	2008	U.S. Census Bureau, American Community Survey

Every effort is made to provide accurate information within the SAVI database, and while the information has been obtained from sources believed to be reliable, the accuracy, completeness, and opinions based thereon, are not guaranteed. As such, The Polis Center and their data source providers make no warranty about the accuracy of the data and are not responsible for derived products or resulting analysis based on data obtained from SAVI. As always, SAVI and the original data source provider (e.g., US Census Bureau, Indiana FSSA, etc.) should be cited when publishing maps or presenting the results of analysis that are based on these data.

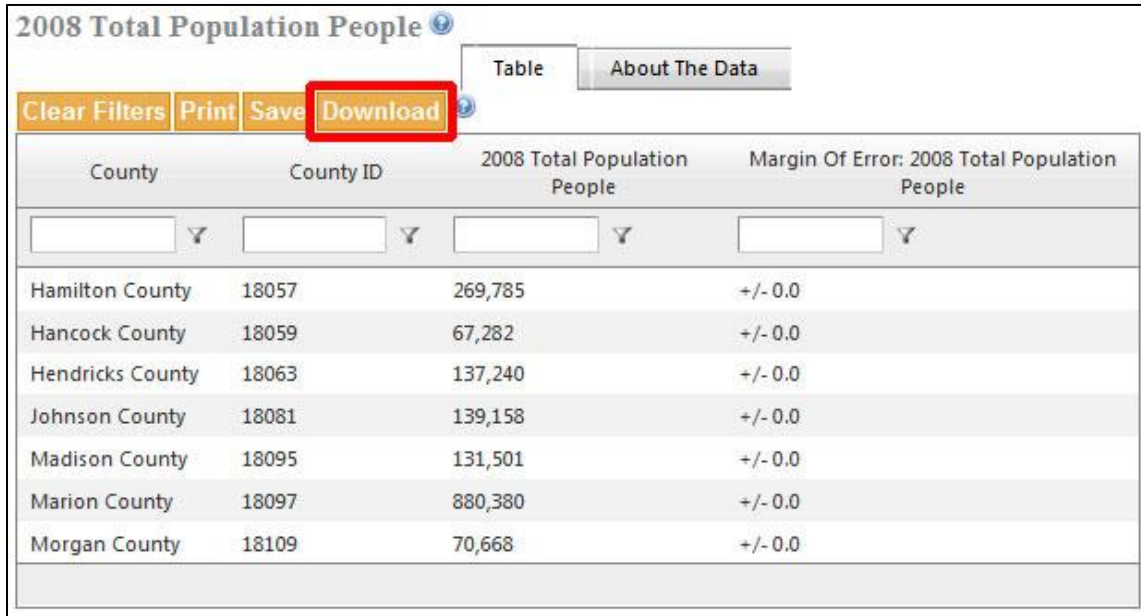
Table Created: 8/15/2014

SAVI
Information for Communities

Tables

How to Download a Table

- To download a table, click the **download** button above the table.



2008 Total Population People

Table About The Data

Clear Filters Print Save **Download**

County	County ID	2008 Total Population People	Margin Of Error: 2008 Total Population People
<input type="text"/> Y	<input type="text"/> Y	<input type="text"/> Y	<input type="text"/> Y
Hamilton County	18057	269,785	+/- 0.0
Hancock County	18059	67,282	+/- 0.0
Hendricks County	18063	137,240	+/- 0.0
Johnson County	18081	139,158	+/- 0.0
Madison County	18095	131,501	+/- 0.0
Marion County	18097	880,380	+/- 0.0
Morgan County	18109	70,668	+/- 0.0

- A window will pop up at the bottom of the screen. Choose whether to open or save the table.



- If your table is filtered or sorted, the downloaded table will have the same filter and sort settings
- If you have Microsoft Office installed, by default the table will open in Excel.

How to View Details about the Data

- To view details about the data, click the About the Data tab.



2008 Total Population People

Table **About The Data**

Clear Filters Print Save Download

County	County ID	2008 Total Population People	Margin Of Error: 2008 Total Population People
<input type="text"/> Y	<input type="text"/> Y	<input type="text"/> Y	<input type="text"/> Y
Hamilton County	18057	269,785	+/- 0.0
Hancock County	18059	67,282	+/- 0.0
Hendricks County	18063	137,240	+/- 0.0
Johnson County	18081	139,158	+/- 0.0



www.savi.org

Tables

- By default, Summary Data Documentation is displayed. The Summary Data Documentation is likely what you'll be looking at although we also have the FGDC Data Documentation available as well.

2008 Total Population - People by Counties

Table About The Data

Summary Data Documentation FGDC Data Documentation

Summary Data Documentation

[About the Data Item](#)
[About the Source Data](#)
[About the Data Processing](#)

About the Data Item:
2008 Total Population by Counties

About the Source Data:

Source Provider
U.S. Census Bureau, American Community Survey
1111 W. 22nd Street
Suite 400
Chicago, IL 60523-1918
(630) 228-9200
chicago.regional.office@census.gov

Print

- Click the print button to print the about the data information.

2008 Total Population - People by Counties

Table About The Data

Summary Data Documentation FGDC Data Documentation

Summary Data Documentation

[About the Data Item](#)
[About the Source Data](#)
[About the Data Processing](#)

About the Data Item:
2008 Total Population by Counties

About the Source Data:

Source Provider
U.S. Census Bureau, American Community Survey
1111 W. 22nd Street
Suite 400
Chicago, IL 60523-1918
(630) 228-9200
chicago.regional.office@census.gov

Print